


Pump Your Needs.

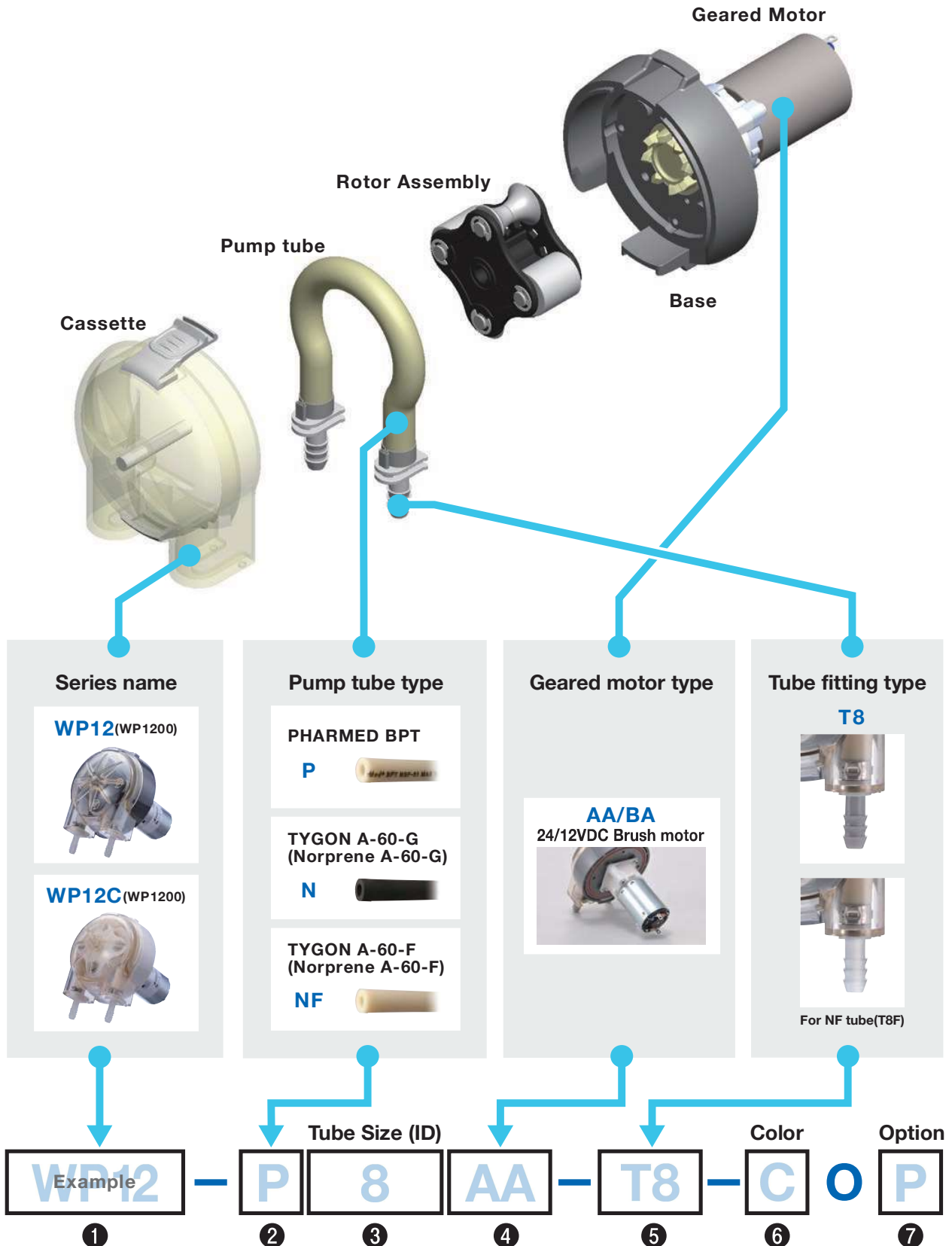


**WELCO's easy ordering system
can match the best product to the customer's needs**

WP1200 PERISTALTIC PUMP SELECTION GUIDE




A specification of WELCO Peristaltic pumps can be determined by many combination of parts.

Please select each parts according to your requirement.



2 Pump tube type: Material (Selectable according to fluid type)

WP12 - P 8 - - - O

Tube type	Product Description	Regulatory compliance/meets
PHARMED BPT P 	*Great resistant to general chemicals, acid, alkali and oxidizing agents *Compatible with virtually all commercial cleaners and sanitizers *Lasts up to 30 times longer than silicone tubes.	USP Class VI
TYGON A-60-G (Norpren A-60-G) N 	*Lasts and perform better than EPDM and other speciality rubber tubes *Ozone and UV Light resistant *Applicable to soap and disinfectant dispensing, printing ink transfer, and etc...	-
TYGON A-60-F (Norpren A-60-F) NF 	*Food process tube for critical processing applications in the food, dairy and cosmetic industries. *Compatible with virtually all commercial cleaners and sanitizers *Great resistant to general chemicals, acid, alkali and oxidizing agents	FDA 21 CFR Part 177.2600 NSF 51 3-A

Note: Pharmed, Tygon (Norpren) are manufactured by Saint-Gobain Group.

3 Flow amount benchmark (flow amount per rotation)

Tube inner diameter (mm)	7.9	8
Available tube material	N, NF	P
Wall thickness (mm)	2.38	2.0
Flow amount (ml/rev)	5.9	5.25

Caution: The above table describes the initial benchmark flow amounts during water suction.
This may vary considerably depending on the tube type, use period, ambient temperature, and lot tolerances, etc. Measure the specifications with reasonable leeway.

4 Gear motor types



DC Brush Motor & Gear

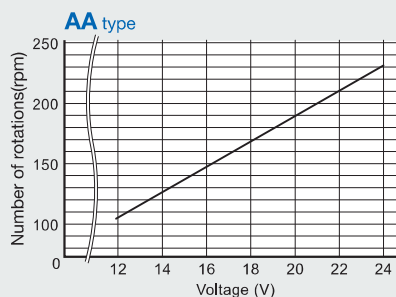
WP12 - P 8 AA - - - O

Geared motor Specification

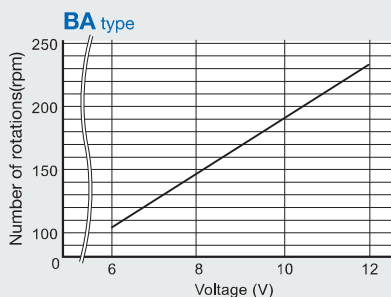
Geared motor model	AA type	BA type
Rated voltage	DC24V	DC12V
RPM (load: 400mNm)	230rpm(24V input)	230rpm(12V input)
Recommended voltage	12V-24V	6V-12V
Consumption current	1.0A	2.0A
Rotary Direction	CW,CCW	
Motor operating temperature	less than 70°C (158°F)	
Motor Insulation class	A	

Caution: The consumption current described above is the value during normal operations. An approximately threefold inrush current occurs during rotation startup.
Available operating time: continuously Max 5 min, OFF Duty 50%.

24VDC Brush Motor & Gear

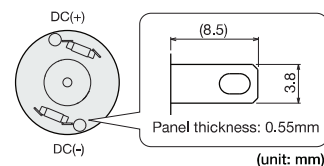


12VDC Brush Motor & Gear



Caution: Short circuit between terminals may occur due to end of motor life or short circuit between commutator slits by specific operating environment and condition. In order to prevent circuit burnout, please take protective measures such as using fuses.

Motor wiring and terminal dimensions diagrams



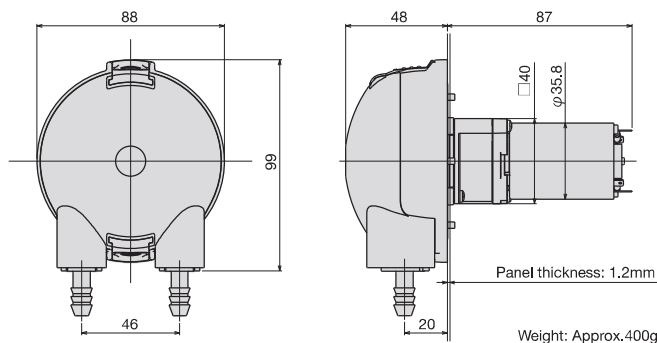
Flow amount benchmark (flow amount per rotation)

Tube inner diameter (mm)	7.9	8
Available tube material	N, NF	P
Wall thickness (mm)	2.38	2.0
Flow amount (ml/rev)	5.9	5.25

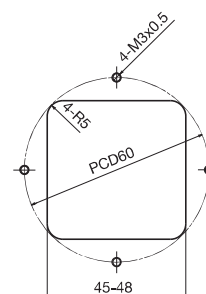
Caution: The above table describes the initial benchmark flow amounts during water suction.
This may vary considerably depending on the tube type, use period, ambient temperature, and lot tolerances, etc. Measure the specifications with reasonable leeway.

Dimensions (unit: mm)

• WP12 - AA • WP12 - BA



Cutting hole dimensions



5 Tube fitting type: Descriptions & Sizes



T8

- Available pump tube sizes (ID)
7.9mm or 8mm
- Connectable hose sizes (ID)
8.0mm (Nylon or Polyethylene)

For NF tube(T8F)

Barbed type. Inserted directly into hose and used.

WP12 - P 8 AA - T8 - O

*Please use sort of clamp band in order to avoid the hose slipping out.
*Clamp band is not included in accessories.

6 Color variation

A 5-color lineup that can be classified for use according to the type of liquids used

WP12 - P 8 AA - T8 - C O



C: Clear



B: Blue



Y: Yellow



R: Red



G: Green

7 Using an optional panel

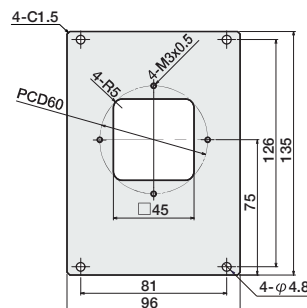
WP12 - P 8 AA - T8 - C O P

P: with bracket

N or Blank: without bracket








Option bracket dimensions (unit: mm)



Thickness: 1.2mm
Material properties: SUS304

General specifications

Recommended installation height	1.5 meter (4.9 ft.) max (Water suction)
Liquid temperature range	5-50°C (41 to 122°F)
Environment temperature range	0-50°C (32 to 122°F) (Note: Freezing must be prevented.)
Ambient humidity range	20-80% RH (Note: Condensation must be prevented.)
Certifications&Approvals	    



PeriPump GmbH | Badenerstrasse 816 | CH-8048 Zürich
Tel: +41 43 811 75 02 | contact@peripump.eu | www.peripump.eu

⚠️ Precautions

1. When selecting a tube, the customer should perform a verification test to verify the chemical suitability according to the usage environment and the intended application.
2. Regardless of the pump tube type, the phenomenon of peeling from inside of the tube starts with small amounts.
3. This product was not designed for medical use. Do not use for medical applications.
4. This product is not waterproof. If using in water-filled environments, design to protect against water.
5. Numerical data listed in this catalog reflect conditions measured over short periods of time. Their accuracy for long-term use is not assured.
6. There is a tendency for the flow rate to increase until the tube becomes acclimated, and even among the same model, different lots may have different flow rates within the specified tolerances. Also, the rotating speed of the DC motor may fluctuate depending on the load conditions and changes in the motor temperature. During the design stage, be sure to select a motor with ample capacity.



WELCO Co., Ltd.

3-3-1 Sumiyoshi-cho, Fuchu-shi, Tokyo 183-0034, Japan Tel: +81-(0)42-333-7320 Fax: +81-(0)42-333-7337
Please see the web site to get more detailed information. <http://www.welco.net>

welco

SEARCH